

# Acclamare from 30,000 feet

Fort Worth, Texas

October 21-22, 2013



# Acclamare from 30,000 Feet!

- Acclamare Processing Overview
- Acclamare Screen Customizations
- Acclamare Dynamic Inquiry
- Acclamare Report Integration
- Sales Order Entry Overview



# Acclamare Processing Overview

- Core Foundation Setup
  - **File Maintenance drives everything**
    - General Ledger Setup
      - Profit Center
      - Chart of Accounts
      - Company Posting Accounts, Inventory Posting Groups and Warehouse association
    - Customer File Maintenances
      - Terms
    - Vendor File Maintenances
- Acclamare Transactional Processes
  - **Multi-Cycle**
    - Sales Orders, Purchase Orders, Kit Orders and Warehouse Transfers
  - **Partials**
    - Payments on Invoices both AR and AP



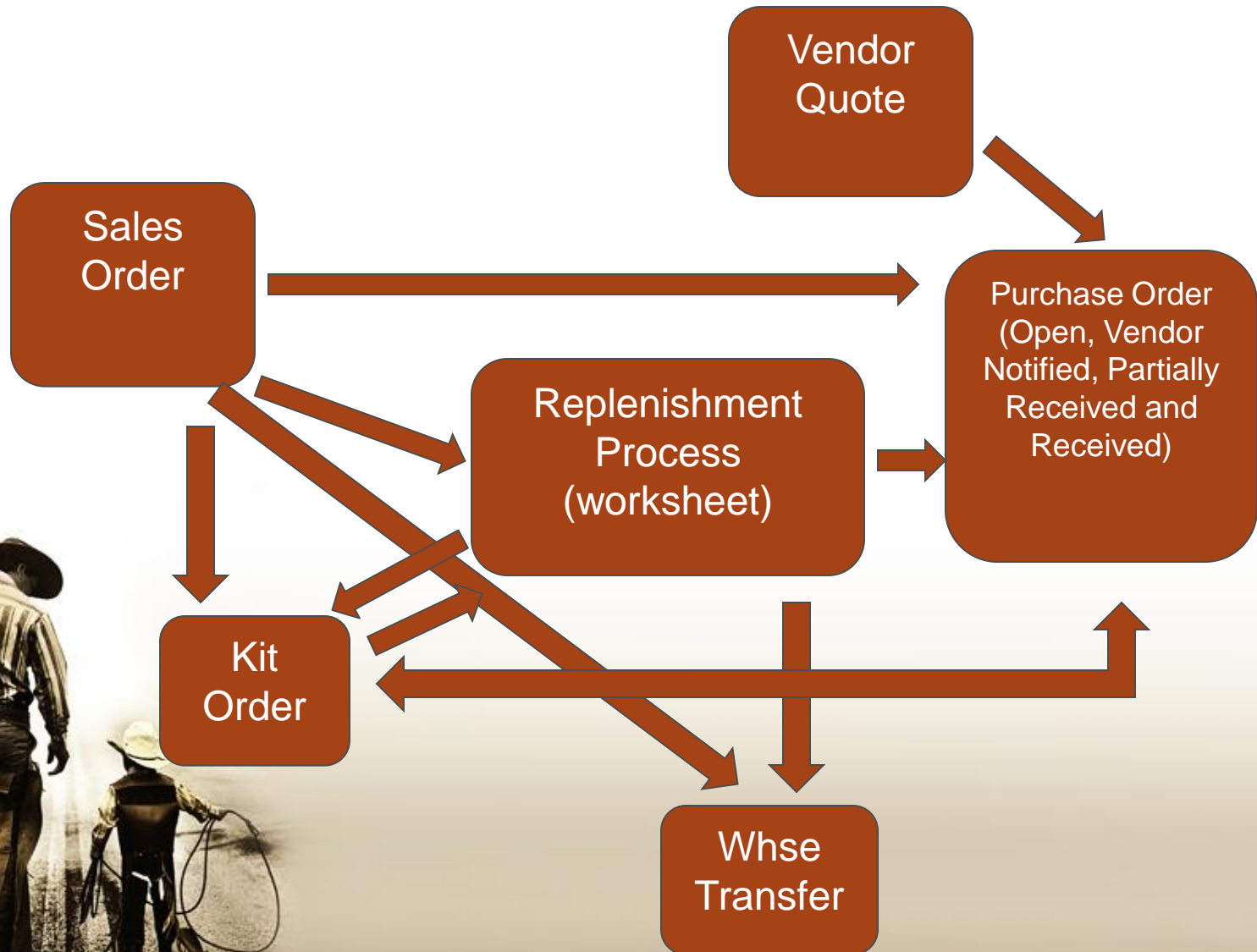
# Acclamare Processing Overview

## Sales Order Process



# Acclamare Processing Overview

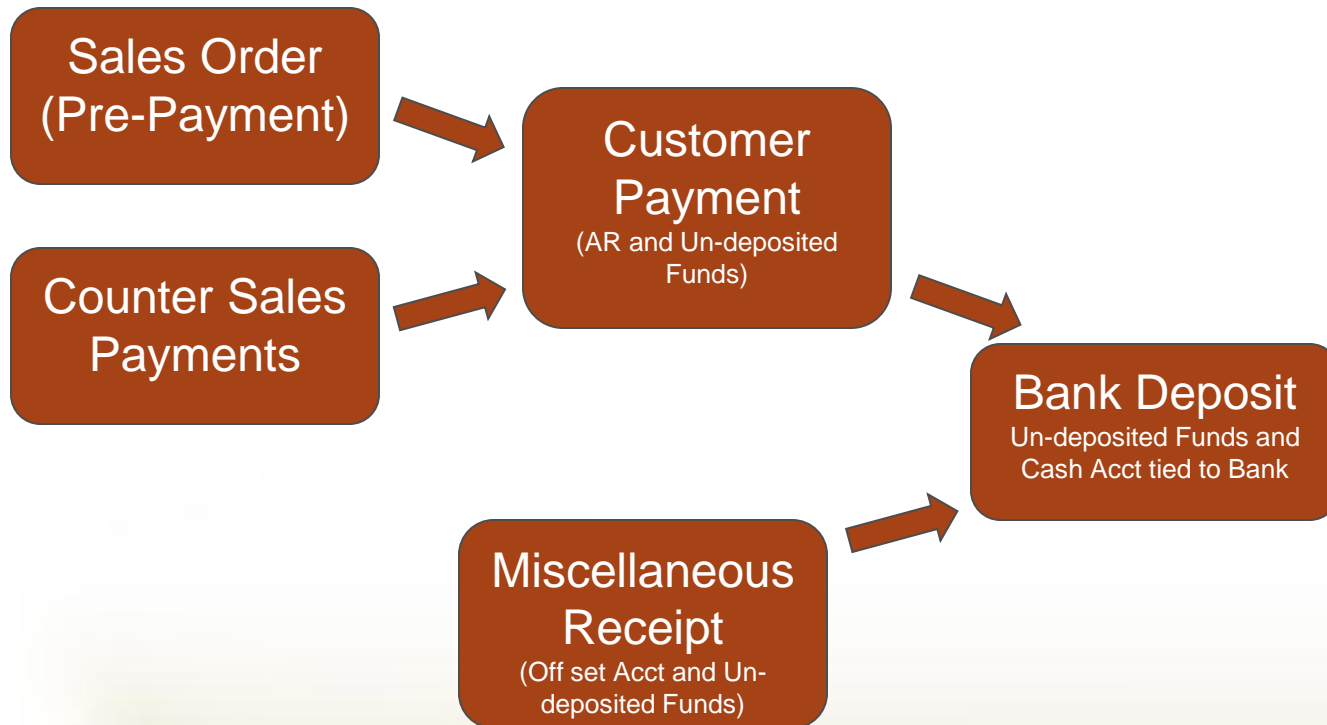
## Purchase Order Process





# Acclamare Processing Overview

## Cash Receipts Processing



# Acclamare's Interface Customization

- Look and Feel
  - Many themes and skins to choose from...
- My User Account
  - shortcuts and searches...
- Screen Customization
  - Main menu and ALL others...
- File Maintenance
  - SAVE AS, grid changes
- Lookups/Searches
  - Flexibility



# Acclamare's Dynamic Inquiry

- Dynamic Inquiry Overview
  - Collection of 20 of the most common inquiries
  - User-Specific 'Set' of Inquiries.
  - Abundance of Layout Options.
  - Inquires 'Dynamically' Refreshed as User Moves Between Item/Customer/Vendor Records.





# Interface

Inquiry Element

Main Work Area

Dynamic Inquiries

File View Format

Current Inventory

Ware...	Date ...	Origin...	Curre...	Pema...	UM	Cost	UM	Row A...
---------	----------	-----------	----------	---------	----	------	----	----------

Source: Sales Order   Customer: N/A   Vendor: N/A   Item: N/A

Docking Controls

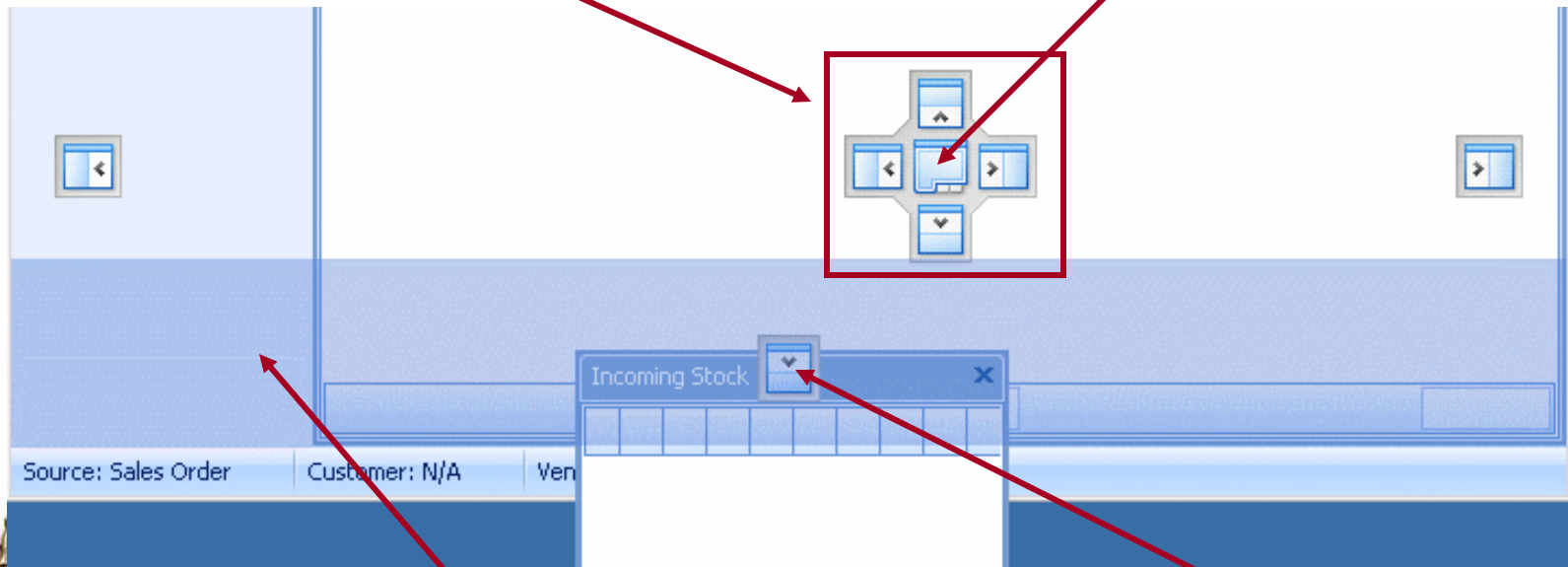
Source Of Data Being Displayed



# Docking Controls

Dock Within Current Element

A 'TAB' Within Current Element



Dock Within Main Work Area.

Shaded Area of Targeted Position

# Great Layout To Access Almost Everything

Avail & Usage

Incoming / Outgoing Stock & Current Inventory

The screenshot displays three main sections of a software interface:

- Stock Availability:** A table with columns: W..., Type, Avail..., On Order, UM. A row shows: MAIN, Stock, 0, 2,000, FT. Below the table are tabs for Usage and Stock Availability.
- Incoming Stock:** A table with columns: W..., Vendor ..., Type, Docu..., Quan..., Due ..., Rese..., Status. A row shows: MAIN, FLEX WIRES, Purch..., 998148, 1, 2,000, FT, 9/24/2009, Vendor Notified. Below the table are tabs for Incoming Stock, Outgoing Stock, and Current Inventory.
- Sales History:** A table with columns: Item, Customer Name, Type, Docu..., Customer PO, Inv..., Qu..., Invoiced, Price, C..., Margin %. Two rows are visible, both for item 103/8HSTBLKSP and customer LUCERO MANUFACTURING. Below the table are tabs for Purchase History and Sales History.

At the bottom of the interface, there is a status bar with the following information: Source: Sales Order 2108452.1 : Partially Shipped; Customer: LUCERO MANUFACTURING; Vendor: N/A; Item: 103/8HSTBLKSP.

Red arrows point from the text labels to the following elements:

- From "Avail & Usage" to the "Stock Availability" table.
- From "Incoming / Outgoing Stock & Current Inventory" to the "Incoming Stock" table.
- From "Sales / Purchase History" to the "Sales History" table.
- From "Customer / Vendor Aging (Rollover Style)" to the "Vendor Aging" and "Customer Aging" buttons on the right side of the interface.

Sales / Purchase History

Customer / Vendor Aging (Rollover Style)



# Dynamic Inquiry - Tips

- Use 'Tab' Layout Within Elements To Reduce Screen Space Consumed.
- Use the IUM to clear and copy customizations from one user to another....setup a template user at your company



# Acclamare Report Integration

- Concept
  - Acclamare does nothing natively with reporting or report output (i.e. printing, faxing, etc.)
    - Microsoft SSRS (Sequel Server Reporting Services)
      - Handles the creation and storage of all report data
  - Acclamare “touch points”
    - Acclamare Server configuration points to the Microsoft Report Server
    - Acclamare’s Document Control areas provide additional flexibility and report path mappings, for certain forms, labels and reports



# Acclamare Document Control Areas

- Defines the Path and Form used for outputting Acclamare's transactional process documents
  - Forms (i.e. Pick Ticket, Pack Slip, Invoice, etc.)
  - Reports (i.e. Sales Invoice Register, Receiving Worksheet, Bank Deposit Slip, etc.)
- Acclamare has a Hierarchical Structure
  - Company Wide
  - Warehouse
  - My User Setting
  - Customer / Vendor Level





# Company Document Settings

Document Settings

File

Delivery Options

Drag a column header here to group by that column

Document	Path	Delivery Method	Printer	Secondary Printer
Blank Check	/srce/Blank Check	Print	(Default)	None
Counter Sale Receipt	/Reports/Counter Sale Rec...	Print	(Default)	None
Customer Acknowled...	/srce/srcSales Order Ackno...	Method		
Customer Credit	/srce/Customer Credit	Print		
Customer Invoice	/srce/Sales Invoice	Email		
Customer Quote	/srce/Customer Quote	Email & Print		
Customer Return	/srce/Customer Return	Fax		
Customer Statement	/srce/Customer Statement	Fax & Print		
Kit Label	/srce/Kit Label	Do Not Send		
Kit Order	/srce/Kit Order	Print	WhseWht	None
Manual AR Document	/srce/Manual AR Document	Print	(Default)	None
Packing Slip	/srce/srcPack Slip	Print	WhseYel	None
Pick Ticket	/srce/srcPick Ticket	Print	WhseWht	None
Proforma Invoice	/srce/dipi Proforma Invoice	Print	(Default)	None

Specific Printer and Tray

# Customer Document Settings

Locations	Account Number	GDMELE	Address
Items	Name	GDM ELEC. & MEDICAL ASSY	
Contacts	Alternate Name	GDM ELEC. & MEDICAL ASSY	
Contracts	Status	Open	City
Alerts	Customer Since	1/1/1989	Count
Document Settings	Account Closed		Phone
Order Source Ov...	Class		Fax N
Trade References	Type	CM	Web S
	Territory	A1	Email /
	Taxable	<input type="checkbox"/>	
	Tax Exempt Number	SRGH26803256	
	Taxing Entity 1	1-CA	

Customer Document Settings

File Edit



Document	Path	Delive...	Printer	Email Address	Fax Number	Number of Copies
Customer Invoice	Not Overrid...	Email	(Default)	jolynn@gdm1.com		1
*		Method				
		Print				
		Email				
		Email & Print				
		Fax				
		Fax & Print				
		Do Not Send				

# SALES ORDER ENTRY OVERVIEW

